One Step Grammar

Starter

2

Happy House

Articles: a/an, the

Unit 1

The truck is small.

First Step

Look, read, and listen.



A Read and draw.

○ a truck · The truck
△ the sun · The sun
□ apples · The apples

B Find the pictures.

truck · apples · sun

Grammar Point

Articles: a/an, the

a/an	the	
one thing	one and only thing	specific thing(s)
 **a** cat	 **the** sun	 I see **a** truck. **The** truck is small.
 **a** boy	 **the** moon	
 **an** apple	 **the** sky	 I see apples. **The** apples are red.*
 **an** egg	 **the** sea	

* 'the' sounds different before a vowel sound.

Check Up! **Read and match.**

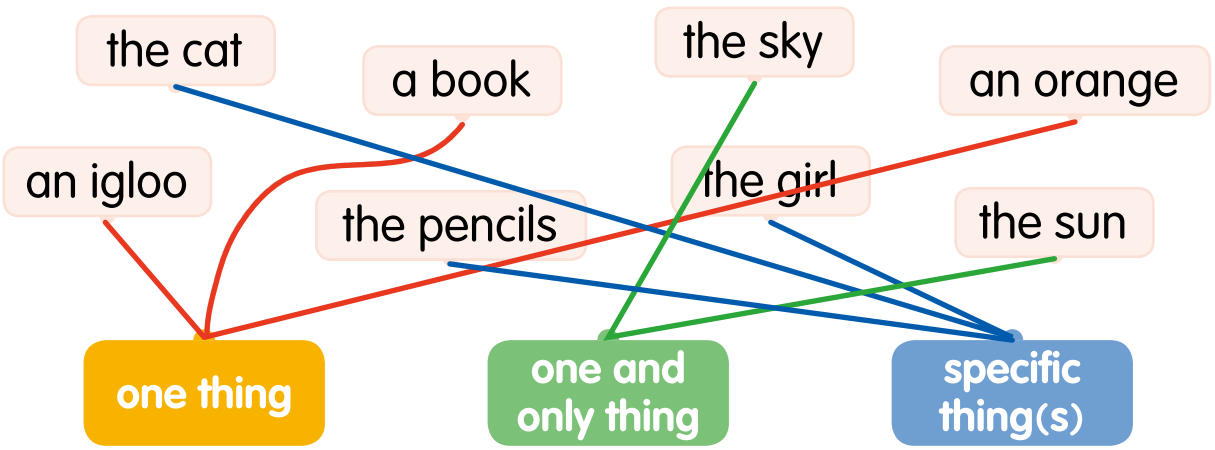

Step Up!

A Look and circle.

1 

I see (a) an dog.

A (The) dog is brown.

2 

I see a (the) moon.

(The) An moon is bright.

3 

I see a (an) apple.

An (The) apple is small.

4 

I see a (an) igloo.

An (The) igloo is big.

B Circle, match, and write.

1 I see [a / an / (X)] trucks. [The] pencil is short.

2 I see [(a) / an / x] pencil. [The] dog is cute.

3 I see [a / an / (X)] ducks. [The] ducks are yellow.

4 I see [(a) / an / x] dog. [The] trucks are old.

I Can Use My Grammar!

Look, number, and write.



1 I see a monkey. The monkey is cute.

2 I see the sky. The sky is blue.

3 I see an elephant. The elephant is big.

4 I see the sun. The sun is bright.

Real-life Grammar Write your own answer.



What do you see in a zoo?

*Sample Answer

I see a lion in a zoo. The lion is big.

Plural Nouns

Unit 2

We need dishes and knives.

First Step

Look, read, and listen.



A Read and find the words. Then circle the final 's' or 'es'.

puppies · dresses · shoes · candles · hats · dishes · knives

B Find the pictures.

candles · hats · dishes · knives · dresses · shoes

Grammar Point

Plural Nouns

-s	-es	-ies
a dog – dog**s**	s, sh, ch, x	consonant +y
an apple – apple**s**	a dress – dress**es**	a baby – bab**ies**
a shoe – shoe**s**	a dish – dish**es**	a puppy – puppy**ies**
a boy – boy**s**	a peach – peach**es**	a candy – candy**ies**
a monkey – monkey**s**	a fox – fox**es**	a cherry – cherry**ies**
a hat – hat**s**		

-ves	special forms	
f/fe	a foot – feet	a tooth – teeth
a leaf – lea**ves**	a child – children	a man – men
a scarf – scar**ves**	a woman – women	a mouse – mice
a knife – kni**ves**		

Check Up! **Look, read, and match.**

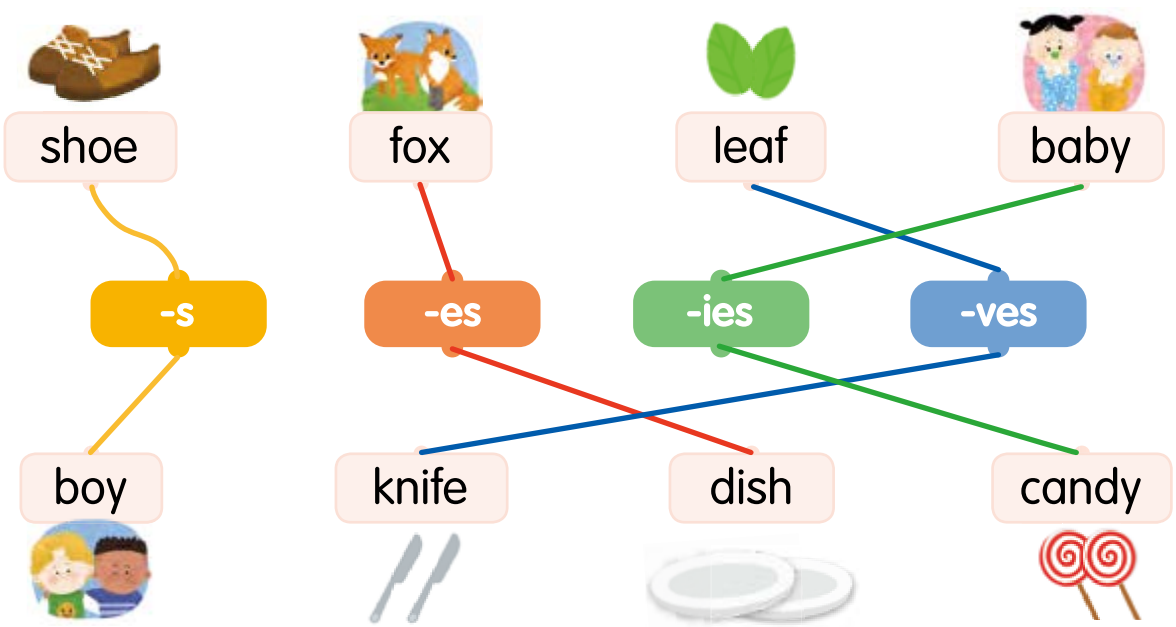

Step Up!

A Look and circle.

1 

shoies
shoes

2 

puppies
puppys

3 

boys
boies

4 

toothes
teeth

5 

mice
mouses

6 

childs
children

B Match, choose, and write using 's', 'es', or 'ies'.

1 

2

3 

4 

5 

We need two dresses.

I need three leaves.

You need four candies.

They need five dishes.

We have six apples.

~~apple~~ dress leaf dish candy

I Can Use My Grammar!

Look, write, and number.



1 Two women (woman) have hats (hat) . They need sunglasses (sunglass) .

2 Two children (child) have shovels (shovel) . They need pails (pail) .

3 Two men (man) have peaches (peach) . They need boxes (box) .

4 Two octopuses (octopus) have many feet (foot) . They need many shoes (shoe) .

Real-life Grammar **Write your own answer.**



What do you need for the party?

*Sample Answer

We need candies and cookies .

Demonstrative Pronouns

Unit 3

This is a red tomato.

First Step Look, read, and listen.



A Read and underline.

This is · That is · That isn't · These are

B Find the pictures.

red tomato · green tomato

Grammar Point

this/these: thing(s) that is/are near
that/those: thing(s) that is/are far

this



This is a red tomato.
This isn't a green tomato.

that



That is a small ball.
That isn't a big ball.

these



These are English books.
These aren't math books.

those



Those are young cats.
Those aren't old cats.

Check Up! **Read, look, and match.**

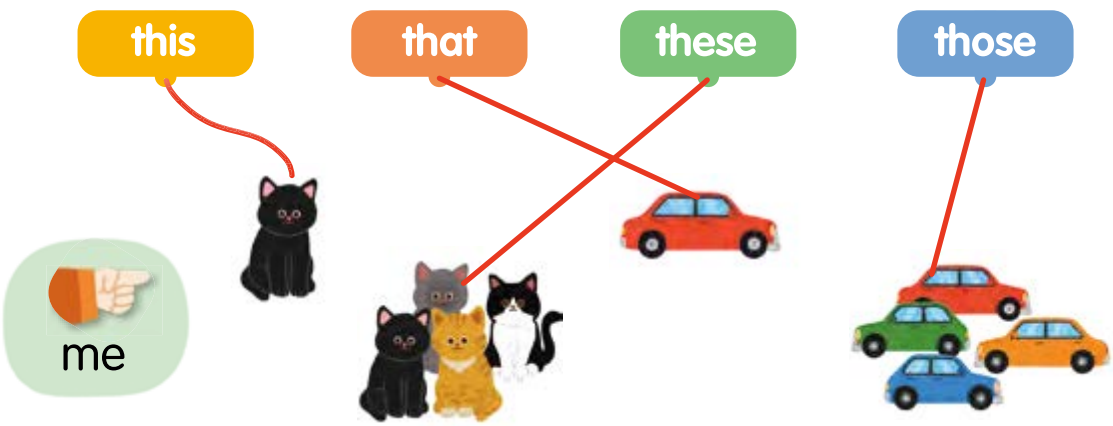

Step Up!

A Look and circle.

1 

(This) / That is a basketball.

2 

This / (That) is a baseball.

3 

(These) / Those are red apples.

4 

These / (Those) are cute dogs.

B Look and write 'This', 'That', 'These', or 'Those'.



1 _These_ aren't old erasers.
These are new erasers.

2 _This_ isn't a short pencil.
This is a long pencil.

3 _Those_ aren't yellow balloons.
Those are green balloons.

4 _That_ isn't a thin cat.
That is a fat cat.

I Can Use My Grammar!

Look and write.



1. Mom, ___these___ are green tomatoes.
2. No, Jake. ___Those___ are green apples.
3. Mom, ___this___ is a red tomato.
4. No, that isn't a red tomato. ___That___ is a red apple.

Real-life Grammar Write your own answer.



That is your book, right?

*Sample Answer

No, ___that isn't my book___.

Yes, ___that is my book___.

Chapter 1

Review Test

A Look and circle.

1 

leafs | (leaves) | leafes

2 

an sea | a sea | (the sea)

3

foots | (feet) | feets

4 

that frog | these frogs | (this frog)

B Read and check.

1 I see an elephant. ☐ An elephant ☑ The elephant is big.

2 They have four ☑ children ☐ childs .

3 I see two ☐ womans ☑ women . They are farmers.

4 ☑ Those ☐ That are green tomatoes.

C Look, circle, and write.

1 

I see the sun .
(the sun | a sun)

2 

We need two dresses .
(dressies | dresses)

3 

This is a black cat.
(This | These)

4 

Those are red trucks.
(That | Those)

D Read and correct.

1 I see a girl. A girl is cute.

→ I see a girl. The girl is cute.

2 I see a moon.

→ I see the moon.

3 There are two man in the room.

→ There are two men in the room.

4 These is not yellow cars.

→ These are not yellow cars.

Imperatives

Unit 4

Open the door.

First Step Look, read, and listen.



A Read and underline.

Open · Close · Don't open · Don't close

B Find the pictures.

door · window

Grammar Point

Imperatives: to tell someone to do or not to do something

Do	Don't do
 You **open** the door. → **Open** the door.	 You **don't open** the door. → **Don't open** the door.
 **Close** the window.	 **Don't close** the window.
 **Draw** a circle.	 **Don't draw** a circle.
 **Sing** a song.	 **Don't sing** a song.

Check Up! **Read and match.**

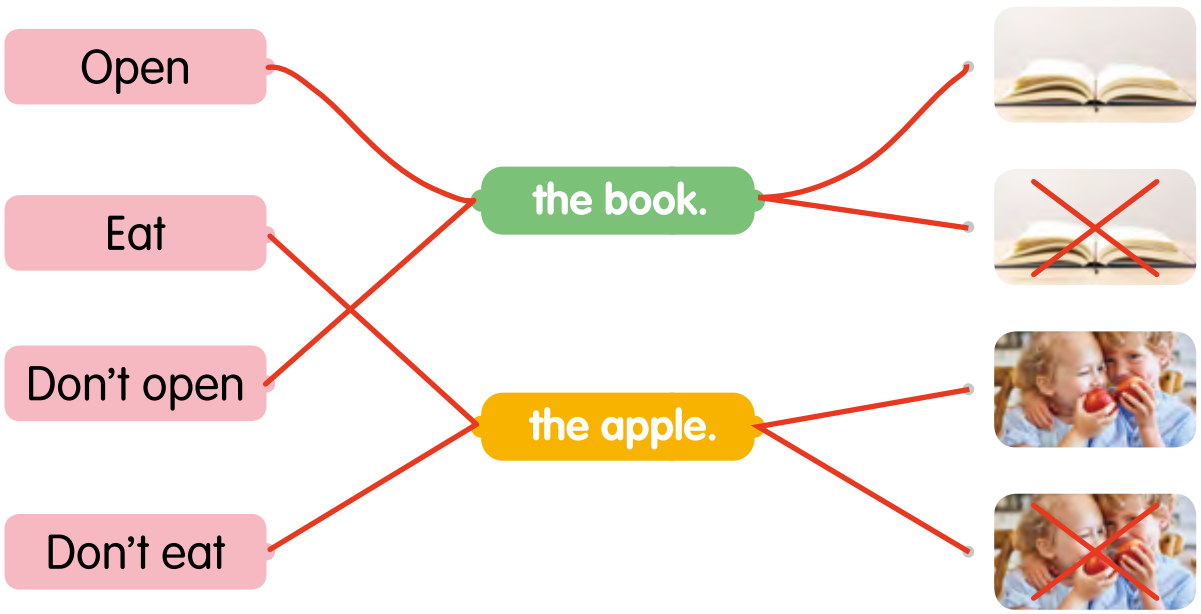

Step Up!

A Read and match.

1 Read
2 Draw
3 Sing
4 Raise
5 Brush

your hand.
a book.
a song.
your teeth.
a circle.







B Look, choose, and write using 'Don't'.

use a phone　take pictures　eat food　make noise

1 

Don't use a phone .

2 

Don't make noise .

3 

Don't eat food .

4 

Don't take pictures .

I Can Use My Grammar!

Read, choose, and write. Then look and number.

Classroom Rules

1. DOs

5 Help your classmates.

2 Raise your hand to speak.

3 Listen to your teachers.

2. DON'Ts

1 Don't use your phone.

4 Don't make noise.

6 Don't eat food.

listen to eat ~~use~~ raise make ~~help~~

1 

2 

3 

4 

5 

6 

Real-life Grammar Make your own answer.



Close the window, please.

Okay.

Sorry, I can't. It's hot!

Modal Verb: Can (Ability)

Unit 5

Frogs can jump high.

First Step Look, read, and listen.



A Read and underline.

can jump · can't jump · can fly

B Find the pictures.

jump · fly · sing

Grammar Point

Can/Can't: Ability

can	can't
I **can** jump high. 	You **can't** jump high. 
He **can** run quickly. 	She **can't** run quickly. 
We **can** fly high. 	They **can't** fly high. 
Cats **can** walk quietly. 	Elephants **can't** walk quietly. 

*can't = cannot

quickly/fast ↔ slowly | high ↔ low | quietly ↔ loudly

Check Up! **Look and match.**

	swim	run
	☺	☹
	☹	☺

Penguins — can — swim.

Cheetahs — can't — run.

A Look and circle.

1 

I ~~can~~ / can't sing.

2 

You can / ~~can't~~ run.

3 

He ~~can~~ / can't jump.

4 

She can / ~~can't~~ swim.

B Look and write 'can' or 'can't'.

1 

Rabbits __can__ run fast.

Tortoises __can't__ run fast.

2 

Frogs __can__ sing loudly.

Grasshoppers __can't__ sing loudly.

3 

Eagles __can__ fly high.

Butterflies __can't__ fly high.

4 

Cats __can__ walk quietly.

Elephants __can't__ walk quietly.

I Can Use My Grammar!

Look and write.

	swim fast	jump high	walk quietly	fly high
				
Theo	☺	☺	☹	☹
Julie	☹	☹	☺	☹
John	☺	☹	☺	☹

1. John ___can't___ jump high.
2. Julie and John ___can___ walk quietly.
3. Theo and John ___can___ swim fast.
4. Theo, Julie, and John ___can't___ fly high.

Real-life Grammar **Write your own answer.** *Sample Answer



Can you jump high?

No, I ___can't___.

Yes, I ___can___.

Modal Verb: Can – Yes/No Questions

Unit 6

Can you dance?

First Step

Look, read, and listen.



A Read and underline.

Can you · ?

B Find the pictures.

dance · play the guitar · draw a picture
ride a bicycle · climb a tree

Grammar Point

Can: Question

Can	you	swim	**?**	**Yes**, I **can**.
You	can	swim	.	**No**, I **can't**.



Can you speak English?
Yes, I can (speak English).



Can she play the violin?
Yes, she can (play the violin).



Can the boy ride a bicycle?
No, he can't (ride a bicycle).



Can they skate?
No, they can't (skate).

Check Up! **Read and match.**

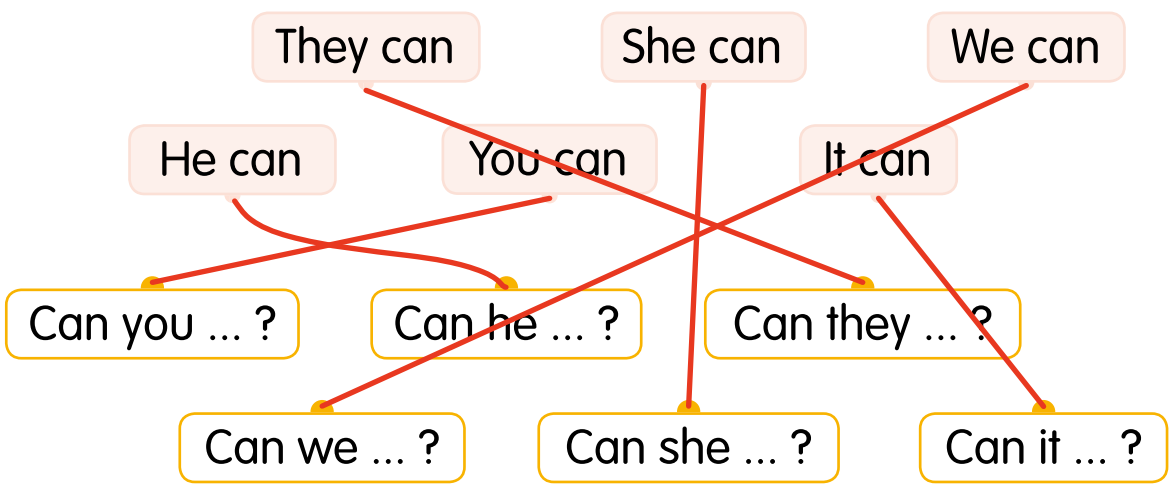

Step Up!

A Look and circle.

1 Can you skate?



Yes, we can.

No, we can't.

2 Can he cook?



Yes, he can

No, he can't.

3 Can they jump high?



Yes, they can.

No, they can't.

4 Can it climb a tree?



Yes, it can.

No, it can't.

B Read, look, and write 'can' or 'can't'.

1 Can you speak English?



Yes, I can.

2 Can he play the guitar?



No, he can't.

3 Can she dance?



Yes, she can.

4 Can the penguin fly high?



No, it can't.

5 Can they play soccer?



No, they can't.

6 Can Lisa ride a bicycle?



Yes, she can.

I Can Use My Grammar!

Look, number, and write.



1 A: Can you run fast? B: Yes, I can.

2 A: Can she jump high? B: No, she can't.

3 A: Can the boys play basketball? B: Yes, they can.

4 A: Can he roll a ball fast? B: No, he can't.

Real-life Grammar **Write your own answer.** *Sample Answer



Can you speak Spanish?

Yes, I can. I can speak Spanish.

No, I can't. I can speak Korean.

Chapter 2

Review Test

A Look and circle.

1 

Open | Run | Cross

2 

Eat not | Doesn't eat | Don't eat

3 

can fly | can't fly | fly not

4 

jump high | jump slowly | jump loudly

B Read and check.

1 It is cold. ☑ Close / ☐ Don't close the window.

2 Dolphins have big fins. They ☑ can / ☐ cannot swim.

3 I see elephants. They ☐ can / ☑ can't fly.

4 A: ☑ Can you / ☐ You can dance? B: Yes, I can.

C Look, circle, and write.

1 

Brush your teeth.
(Brush | Make)

2 

Don't use your phone.
(Use | Don't use)

3 

They can't fly high.
(can | can't)

4 

Can she run fast?
(Can she | She can)

D Read and correct.

I am Cheetah. 1 I can runs fast. This is my friend, Turtle. 2 He can run fast? 3 No, he can. 4 But he swim can fast.

1 I can run fast.

2 Can he run fast?

3 No, he can't.

4 But he can swim fast.

Present Simple: Have/Has

Unit 7

I have a cat.

First Step

Look, read, and listen.



A Read and underline.

I have · It has · He has

B Find the pictures.

long tail · short ears · small feet

Grammar Point

Present Simple: Have/Has



I
You
We
They

have a cat.



He
She
It
The cat

has a big nose.



I **have** a sister.
She **has** long hair.



We **have** a table.
It **has** three legs.

Check Up! **Read and match.**

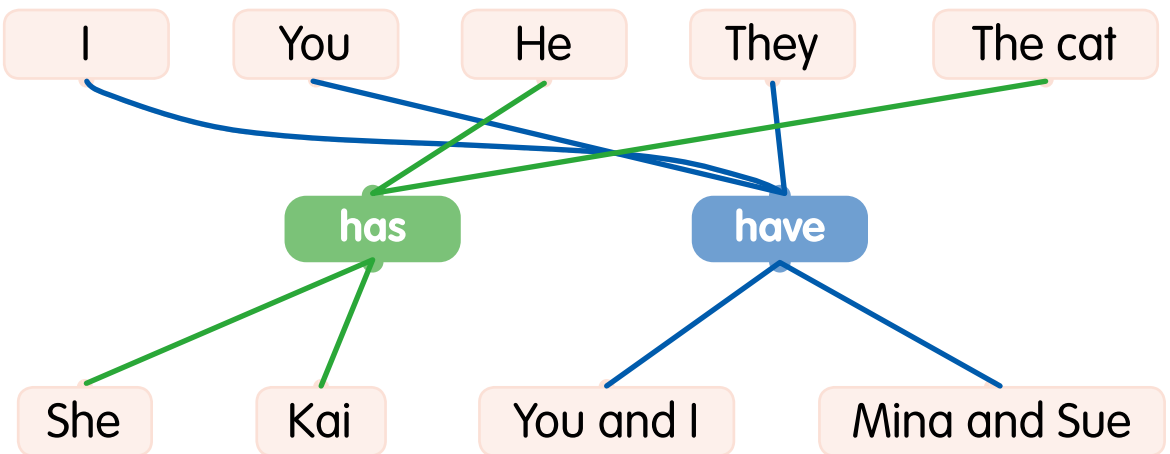

A Look and circle.

1 

I ~~has~~ have a cat.

It has ~~have~~ a long tail.

2 

You ~~has~~ have a dog.

It has ~~have~~ short hair.

3 

We ~~has~~ have sisters.

They has ~~have~~ small hands.

4 

Tina has ~~have~~ a teddy bear.

It has ~~have~~ a red nose.

B Look, read, and match.

1 

I

2 

May

3 

The elephant

4 

He

5 

My sisters

have

has

big ears.

two puppies.

big feet.

a brother.

a yellow car.

I Can Use My Grammar!

Look, number, and write.



1 I have a monkey. It has a long tail.

2 Nia and Tim have giraffes. They have long necks.

3 Tony has a robot. It has big wings.

4 Mina has a doll. It has short hair.

Real-life Grammar Write your own answer.



Do you have a pencil case?

*Sample Answer

Yes, I have a pencil case. It has a pink heart on it.

Present Simple: Do, Go

Unit 8

I do yoga on Tuesday.

First Step Look, read, and listen.



A Read and underline.

I do · My sister does · I go · She goes

B Find the pictures.

do taekwondo · do ballet · go hiking · go swimming

Grammar Point

Present Simple: Do, Go



I You We They	**do** taekwondo. **go** shopping.



He She It Leo	**does** the dishes. **goes** jogging.



I **do** my homework on Monday.
He **does** yoga on Tuesday.



You **go** camping on Saturday.
She **goes** fishing on Sunday.

Check Up! **Read and match.**

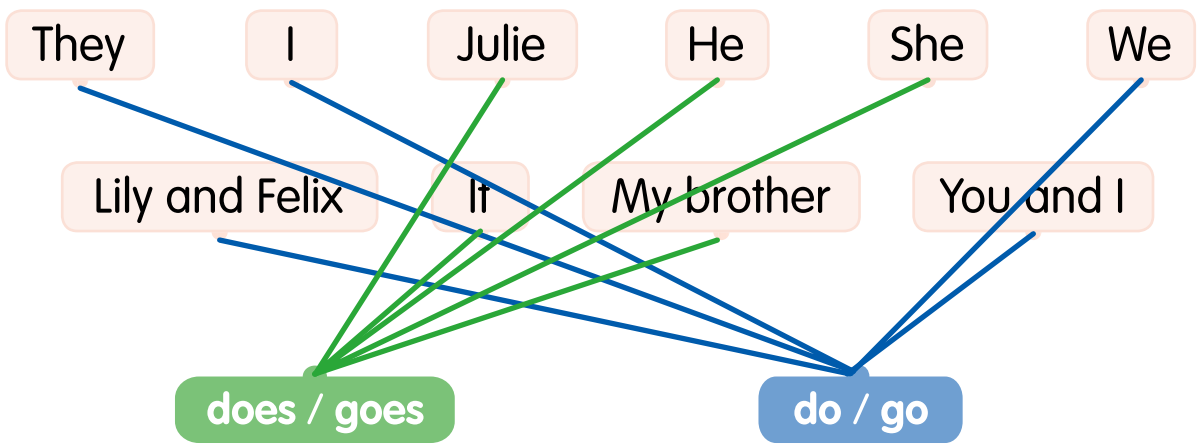

Step Up!

A Look and circle.

1 

You ~~do~~ does your homework.

2 

He do ~~does~~ ballet.

3 

We ~~go~~ goes hiking.

4 

Rina go ~~goes~~ swimming.

B Look, choose, and write.

do　　does　　go　　~~goes~~ x2

1 

Noah goes camping on Sunday.

2 

They do taekwondo on Tuesday.

3 

We go shopping on Friday.

4 

She does yoga on Thursday.

5 

My brother goes swimming on Saturday.

I Can Use My Grammar!

Look, number, and write.



1 Julie goes swimming on Tuesday.

2 Julie and Theo do exercise on Friday.

3 Julie does taekwondo on Thursday.

4 Julie and her family go camping on Saturday and Sunday.

Real-life Grammar **Write your own answer.** *Sample Answer



What do you do on Wednesday?

I go fishing on Wednesday.

Present Simple: Positive

Unit 9

He gets up early.

First Step Look, read, and listen.



A Read and find the words. Then circle the final 's' or 'es'.
gets up · eats · goes · reads

B Find the pictures.
cat · dog · bird · hamster

Grammar Point

Present Simple: Positive



I / You / We / They **run.**



He / She / It / Jake **runs.**

s, x, ch, sh, o	+ **es**	miss - miss**es** brush - brush**es**	mix - mix**es** go - go**es**	watch - watch**es** do - do**es**
consonant + y	y → i + **es**	fly - fl**ies**	study - study**ies**	cry - cr**ies**
others	+ **s**	run**s** sleep**s**	read**s** sing**s**	eat**s** play**s**



I **get up** late.
Dad **gets up** early.



You **study** English.
Dan **studies** Math.



We **go** to school.
My brother **goes** to bed.

Check Up! **Read and match.**

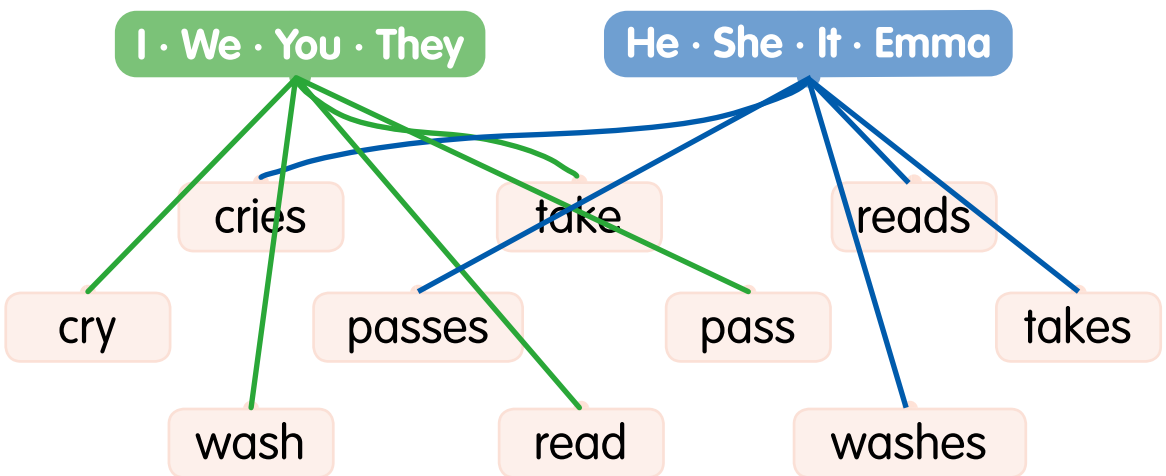

Step Up!

A Look and circle.







1. You sing sings a song.
2. Dan watch watches TV.
3. Babies cry cries loudly.
4. My brother get up gets up late.



B Look, choose, and write using 's', 'es', or 'ies' if needed.

fly ~~eat~~ go read brush







1. Ava eats breakfast.
2. You go to bed early.
3. He flies a kite.
4. My sister brushes her teeth.
5. I read a magazine.





I Can Use My Grammar!

Look and write.



1 In the morning, my mother ___makes___ (make) a sandwich.
I ___eat___ (eat) the sandwich.

2 In the afternoon, my mother ___teaches___ (teach) science.
I ___study___ (study) science.

3 In the evening, my mother ___washes___ (wash) the dishes.
I ___clean___ (clean) the table.

Real-life Grammar **Write your own answer.** *Sample Answer



In the morning, what does your father do?

He ___reads the newspaper___.

Present Simple: Negative

Unit 10

He doesn't have brown eyes.

First Step Look, read, and listen.



A Read and underline.

doesn't have · doesn't like · don't like

B Find the pictures.

brown eyes · blue eyes · carrot · onion

Grammar Point

Present Simple: Negative



I You We They	**don't**	**have** a brother. **eat** cucumbers. **play** the piano.



He She Leo It	**doesn't**	**go** to school. **do** yoga. **get up** late.



I **don't study** English.
I **study** Chinese.



He **doesn't ride** a bicycle.
He **rides** a skateboard.

Check Up! **Read and match.**

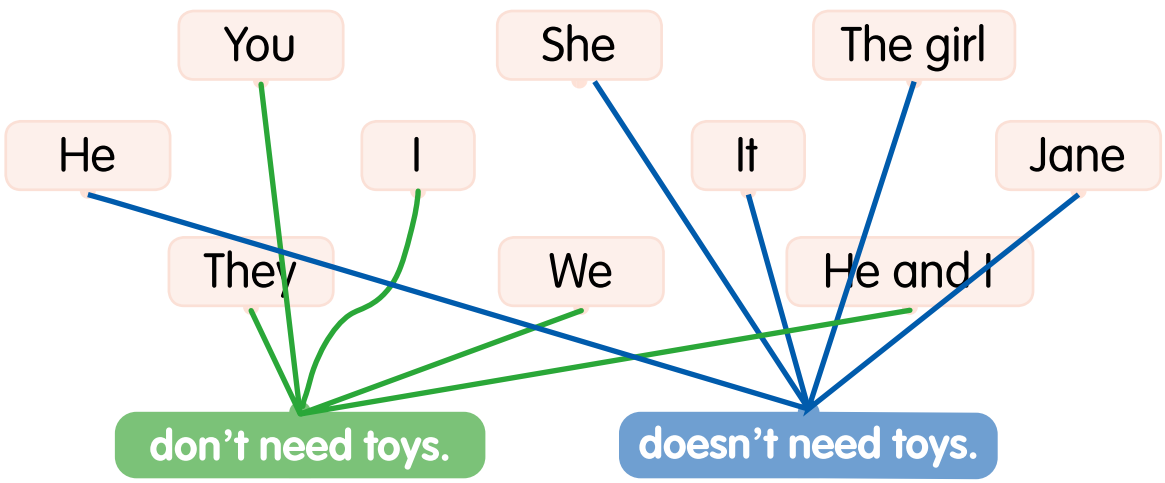

A Look and circle.

1  You ~~doesn't study~~ / ~~don't study~~ English on Monday.

2  He ~~doesn't play~~ / ~~don't play~~ the piano in the evening.

3  Theo and Eli ~~doesn't do~~ / ~~don't do~~ ballet on Tuesday.

4  Liam ~~doesn't draw~~ / ~~don't draw~~ a circle.

B Look and write using 'don't' or 'doesn't'.

1 
I I don't eat cucumbers.

2 
He He doesn't ride a skateboard.

3 
We We don't sing loudly.

4 
Ryan Ryan doesn't use a phone.

5 
My brother My brother doesn't watch TV.

I Can Use My Grammar!

Look, number, and write.



1 She reads the newspaper.
I don't read the newspaper. I read comic books.

2 I fly a kite.
He doesn't fly a kite. He flies a paper plane.

3 They brush their teeth.
We don't brush our teeth. We brush our tails.

Real-life Grammar **Write your own answer.**



Do you have a tail?

*Sample Answer

No, I don't have a tail .

Present Simple: Yes/No Questions

Unit 11

Do you sleep late?

First Step

Look, read, and listen.



A Read and underline.

Do you · Does he · ?

B Look and check.



plays games at night.

Grammar Point

Present Simple: Yes/No Questions



Do | you / I / we / they | speak English?

Yes, I **do**.
No, I **don't**. I speak Spanish.



Does | he / she / it / Jake | speak English?

Yes, he **does**.
No, he **doesn't**. He speaks Korean.



Do they watch TV?
Yes, they **do**.



Does she play tennis?
No, she **doesn't**.
She plays badminton.

Check Up! **Read, match, and write.**

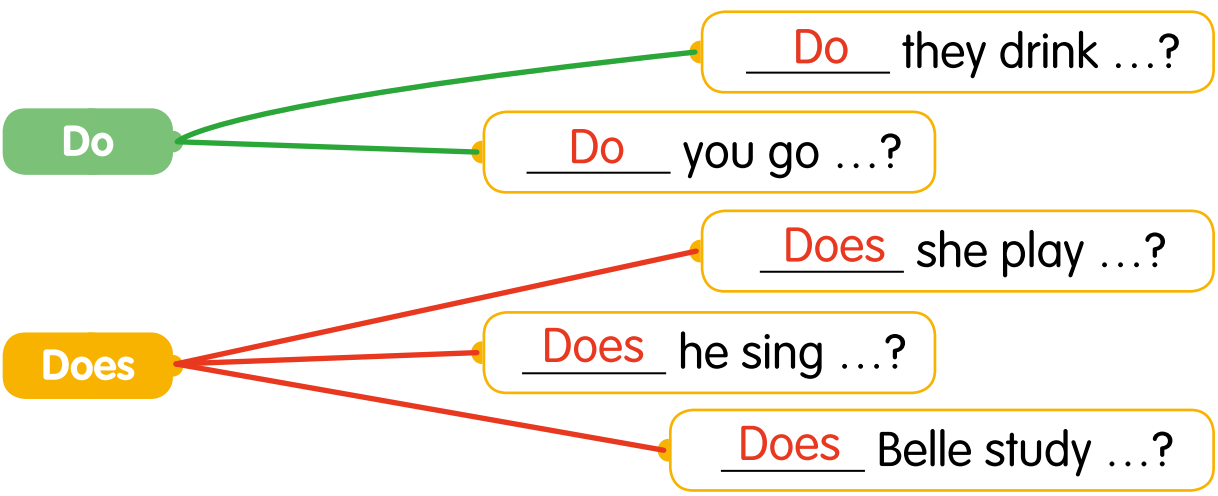

Step Up!

A Read and circle.

1 A: (Do / Does) you sleep early? B: Yes, I (do / does).

2 A: (Do / Does) Aiden play tennis? B: No, he (don't / doesn't).

3 A: (Do / Does) a turtle have a shell? B: Yes, it (do / does).

4 A: (Do / Does) they go fishing? B: No, they (don't / doesn't).

B Look, circle, and write.

1 

A: Do you speak Spanish?

B: (Yes / No), I don't.

2 

A: Do they need spoons?

B: (Yes / No), they do.

3 

A: Does he do his homework?

B: (Yes / No), he doesn't.

4 

A: Does the girl climb a tree?

B: (Yes / No), she does.

I Can Use My Grammar!

Look and write.



1 A: Does the girl have a backpack?
B: No, she doesn't. She has a net.

2 A: Do the women eat sandwiches? B: Yes, they do.

3 A: Does the boy fly a kite? B: Yes, he does.

4 A: Do the cats climb a tree?
B: No, they don't. They take a nap.

Real-life Grammar Write your own answer.



Do you play games at night?

*Sample Answer

No, I don't.

Yes, I do.

Present Simple: Wh- Questions

Unit 12

What do you do in the evening?

First Step Look, read, and listen.



A Read and underline.

What do you do · What does Jin do · ?

B Find the pictures.

read books · listen to music · practice the guitar · watch TV

Grammar Point

Present Simple: Wh- Questions

What do you **do?**



I read books.
do the dishes.
play soccer.
go to the library.

What does he **do?**



He writes letters.
does yoga.
studies science.
goes to church.



What do you do in the morning?

I **eat** breakfast.



What does she do in the afternoon?

She **reads** books.

Check Up! **Read and match.**

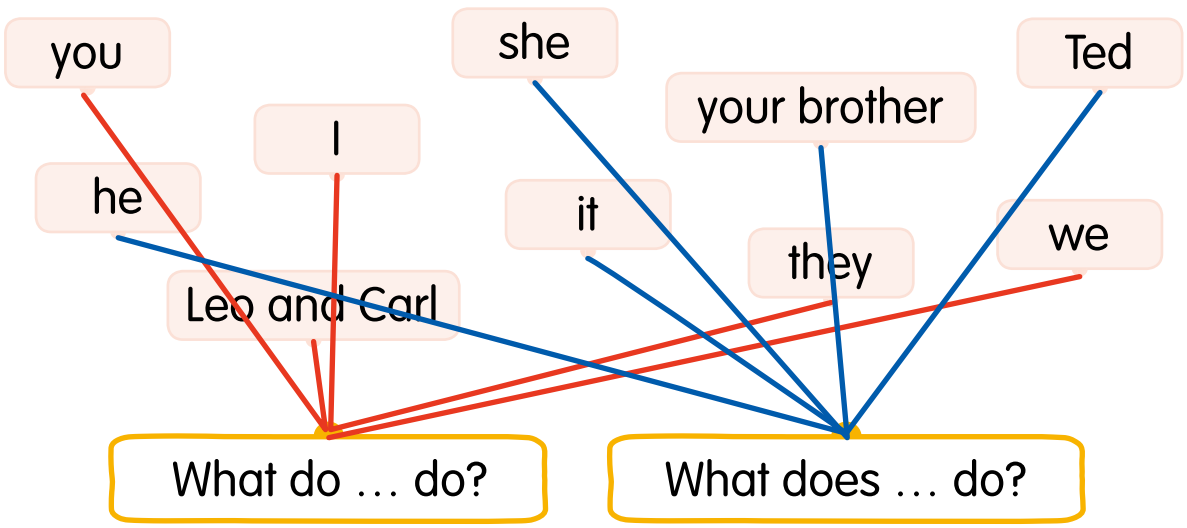

Step Up!

A Look, circle, and check.

1 What (do) / does you do?



- [x] I eat breakfast.
- [ ] I read books.

2 What (do) / does they do?



- [x] They do the dishes.
- [ ] They study science.

3 What do / (does) Jim do?



- [ ] He goes camping.
- [x] He practices the guitar.

4 What do / (does) she do?



- [x] She listens to music.
- [ ] She watches TV.

B Look and write using 'What do' or 'What does'.

1 

do

A: What does he do in the morning?
B: He does yoga.

2 

play

A: What do you do in the afternoon?
B: We play soccer.

3 

study

A: What does Mika do in the evening?
B: She studies math.

4 

listen

A: What do Teo and his sister do at night?
B: They listen to music.

5 

go

A: What do you do in the morning?
B: I go to the library.

I Can Use My Grammar!

Look, choose, and write.



1 A: What does Leo do in the morning?
B: He eats sandwiches.

2 A: What does Rona do in the afternoon?
B: She rides a skateboard.

3 A: What do Leo and Rona do in the evening?
B: They watch TV.

~~eat~~
ride
watch

Real-life Grammar **Write your own answer.** *Sample Answer



What do you usually do in the evening?

I usually do my homework.

Chapter 3

Review Test

A Look, read, and circle.

1 

He

doesn't read | don't read | isn't read

2 

It

have ears | has ears | haves ears

3 

She

eat breakfast | eats breakfast | eates breakfast

4 

They

do yoga | does yoga | go yoga

B Read and check.

1 We ☑ go ☐ goes shopping on Saturday.

2 The baby ☑ cries ☐ cry every day.

3 My brother and sister ☐ doesn't ☑ don't have brown eyes.

4 ☑ Do ☐ Does you speak French?

C Look, circle, and write.



1 A: Does the boy get up early?
(Do / Does)

2 B: No, he doesn't .
(doesn't / don't)



3 A: What do you do in the afternoon?
(What does / What do)

4 B: I go to the library.
(go / goes)

D Read and correct.

1 Sam <u>have</u> comic books.
→ Sam has comic books.

2 Children <u>doesn't</u> like cucumbers.
→ Children don't like cucumbers.

3 Does Mike <u>studies</u> math in the evening?
→ Does Mike study math in the evening?

4 What <u>does</u> Tim and Sally do at night?
→ What do Tim and Sally do at night?

Present Continuous: Positive

Unit 13

The penguin is swimming.

First Step Look, read, and listen.



A Read and find the words. Then circle the final 'ing'.
is diving · is swimming · are eating

B Find the pictures.
dive · swim · eat

Grammar Point

Present Continuous: to talk about actions that are happening right now



I **am singing**.



He / She **is dancing**.



You / We / They **are running**.

eat - eat**ing**
play - play**ing**
do - do**ing**

ride - rid**ing**
drive - driv**ing**
dive - div**ing**

swim - swimm**ing**
sit - sitt**ing**
run - runn**ing**



I'**m reading** a book.
She'**s writing** a letter.
They'**re cutting** paper.

We can also use:
I'm, You're, We're,
He's, She's, It's.



Check Up! **Read and circle.**

1. play + ing → plaing / **playing** / plaieing
2. eat + ing → eateing / eaing / **eating**
3. run + ing → **running** / runing / runeing
4. dive + ing → diveing / divving / **diving**

A Read and match.

1 I	am	singiing.
	are	singing.
2 He	is	writeing.
	am	writing.
3 You	is	siting.
	are	sitting.
4 They	am	studying.
	are	studing.

B Read, write, and match.

1 You are playing (play) the flute.

2 She is dancing (dance).

3 We are doing (do) yoga.

4 Clara is running (run) slowly.

5 I am eating (eat) cookies.



I Can Use My Grammar!

Look, choose, and write. Then number.



1 Clara is diving .

2 Mark is swimming in the pool.

3 Eden and Jamie are playing with a ball.

4 I am watching them.

~~dive~~
watch
swim
play

Real-life Grammar Write your own answer.



What are you doing?

*Sample Answer

I am eating lunch .

Present Continuous: Negative

Unit 14

They aren't looking at the picture.

First Step Look, read, and listen.



A Read and underline.
isn't running · aren't looking at

B Find the pictures.
dance · take pictures

Grammar Point

Present Continuous: Negative



I **am not** studying science.



He / She **is not** riding a horse.



You / We / They **are not** listening to music.

We can also use: I'm not, He isn't, You aren't.





I'**m not studying** English.

I **am studying** math.



She **isn't singing**.

She **is listening to** music.



We **aren't sleeping**.

We'**re playing** games.

Check Up! **Read and match.**

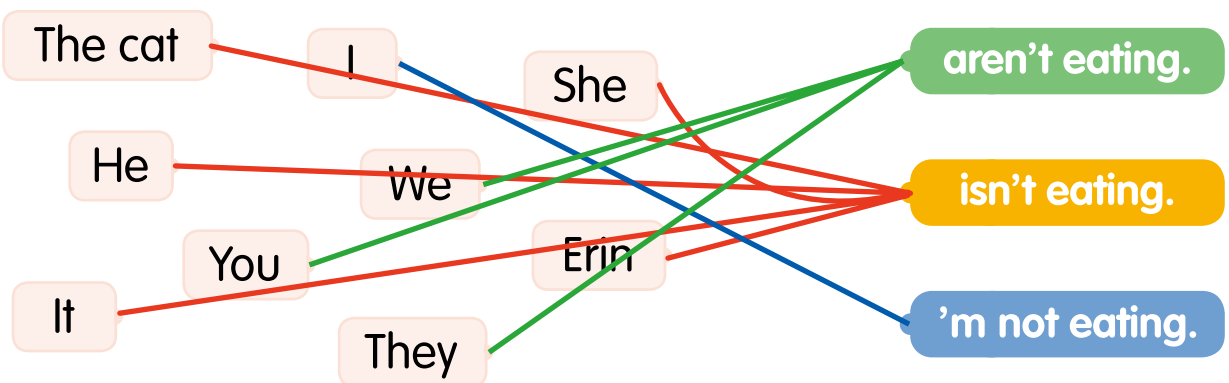

Step Up!

A Look and circle.

1 

He (is) | isn't looking at the picture.

He is | (isn't) taking pictures.

2 

She is | (isn't) walking.

She (is) | isn't running.

3 

I ('m) | 'm not making a paper plane.

I 'm | ('m not) flying a paper plane.

4 

We are | (aren't) dancing.

We (are) | aren't listening to music.

B Look, read, and write.

1 

study

I 'm studying math.

I 'm not studying English.

2 

eat

They are eating apples.

They aren't eating grapes.

3 

ride

Lisa is riding a bicycle.

Lisa isn't riding a horse.

4 

sit

The dog is sitting on a chair.

The dog isn't sitting on a box.

I Can Use My Grammar!

Look and write.



1 You are flying (fly) a kite.
I 'm not flying (fly) a kite. I am making (make) a kite.

2 She is running (run).
She isn't running (run). She is walking (walk) fast.

3 They are playing (play) basketball.
They aren't playing (play) basketball. They are dancing (dance).

Real-life Grammar **Write your own answer.**



Are you studying Spanish now?

*Sample Answer

I 'm not studying Spanish.
I am studying English.

Present Continuous: Yes/No Questions

Unit 15

Are you playing baseball?

First Step **Look, read, and listen.**



A Read and underline.

Are · Is · playing · hitting · running · ?

B Find the pictures.

hit the ball · throw the ball · run

Grammar Point

Present Continuous: Yes/No Questions

Are	you	dancing	?
You	are	dancing	.



Yes, I **am**.



No, I'**m not**.



Is he playing baseball**?**
- **Yes**, he is.
- **No**, he isn't. He is riding a skateboard.



Are they cooking**?**
- **Yes**, they are.
- **No**, they aren't. They are eating.

Check Up! **Read and match.**

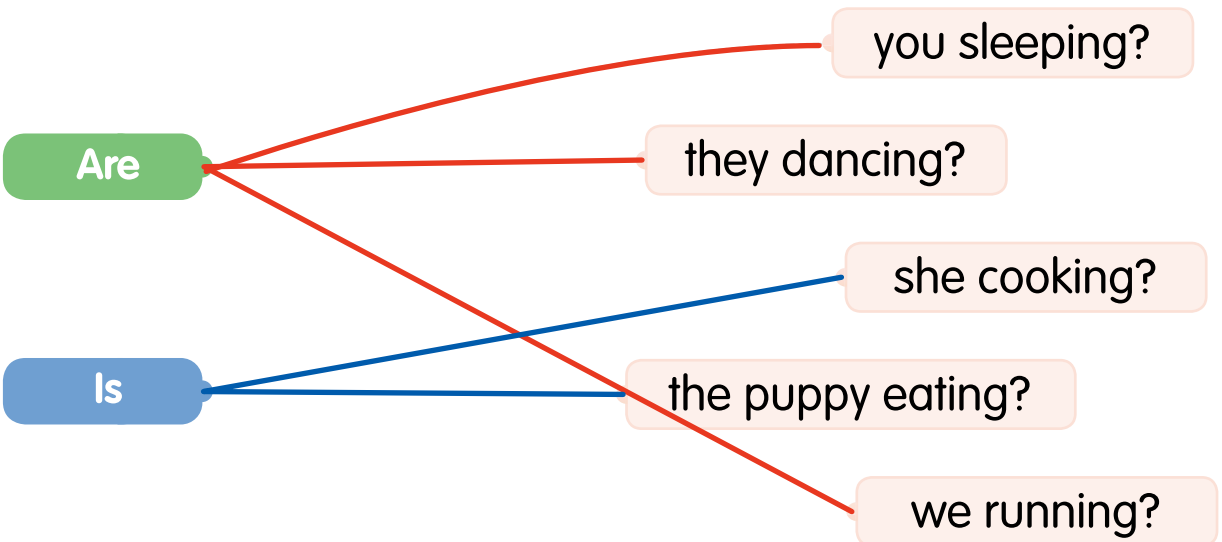

Step Up!

A Look and circle.

1 

Are you playing basketball?

Yes, I am. | No, I'm not.

2 

Is he throwing the ball?

Yes, he is. | No, he isn't.

3 

Is she running?

Yes, she is. | No, she isn't.

4 

Are they sleeping?

Yes, they are. | No, they aren't.

B Look, circle, and write.

1 

A: Is he skating?

B: Yes / No, he is.

2 

A: Are you swimming?

B: Yes / No, I 'm not.

3 

A: Are they reading a book?

B: Yes / No, they aren't.

4 

A: Is Leah singing?

B: Yes / No, she is.

I Can Use My Grammar!

Look, choose, and write.



1 A: Is Lisa reading a book?
B: Yes, she is.

2 A: Is Mat writing an essay?
B: No, he isn't. He is listening to music.

3 A: Is your brother sleeping?
B: Yes, he is.

4 A: Are you doing your homework?
B: No, I'm not. I'm talking to you!

sleep
do
write
~~read~~
listen

Real-life Grammar

Write your own answer. *Sample Answer



Are you playing games?

No, I'm not.

Yes, I am.

Present Continuous: Wh- Questions

Unit 16

What are you doing?

First Step **Look, read, and listen.**



A Read and underline.

What are · What is · Who is · ?

B Find the pictures.

clean my room · watch TV · cry

Grammar Point

Present Continuous: Wh- Questions

What are you doing?
What is she doing?

I'm reading books.
She's eating lunch.

Who is crying?

Tom is crying.
The kids are crying.



What are you doing?
We're doing our homework.



Who is swimming?
Clara is swimming.

'I'm' means 'I am'.
'They're' means 'They are'.
'She's' means 'She is'.
They are short forms!





What is your brother doing?
He's making a sandwich.



Who is dancing?
Mom and Dad are dancing.

Check Up! **Read and match.**

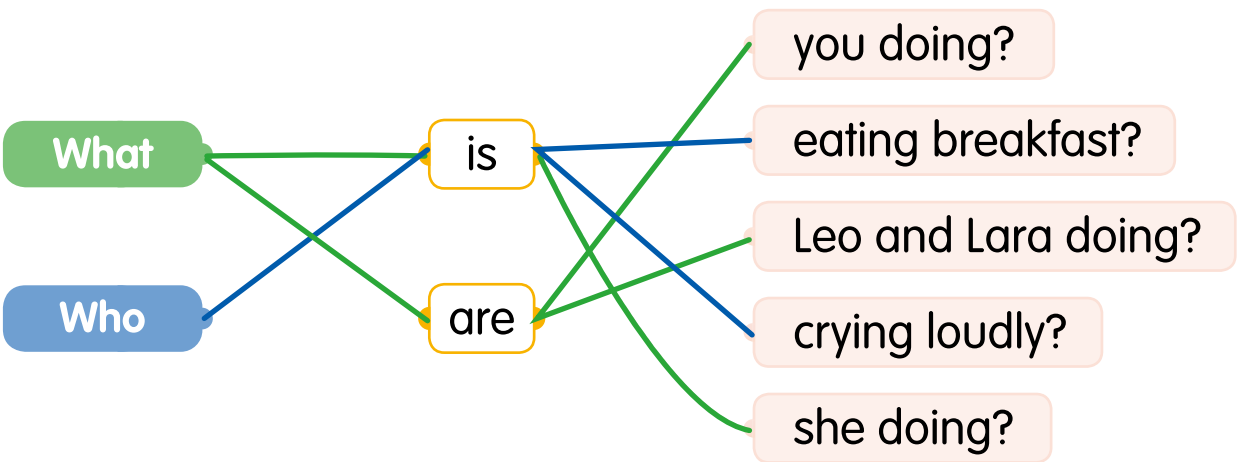

Step Up!

A Look and circle.

1 

A: Who / What is Ben doing?

B: He's playing games.

2 

A: Who / What is eating an apple?

B: Snow White is eating an apple.

3 

A: Who / What are they doing?

B: They're watching TV.

4 

A: Who / What is doing the dishes?

B: The boys are doing the dishes.

B Follow and write using 'What' or 'Who'.

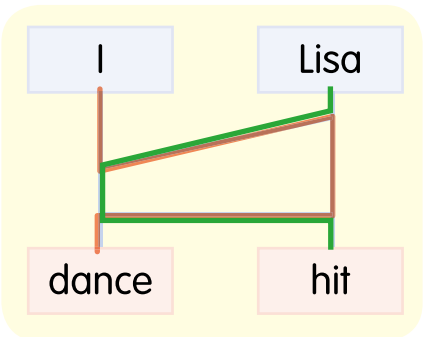

1 A: What are you doing?

B: I am dancing.

2 A: What is Lisa doing?

B: She is hitting a ball.

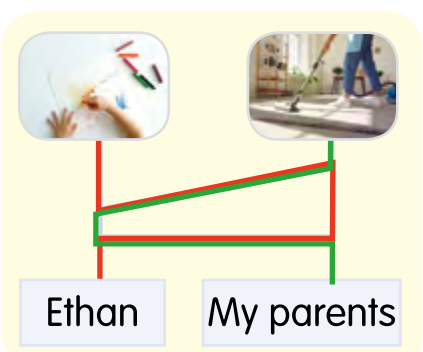

3 A: Who is drawing a picture?

B: Ethan is drawing a picture.

4 A: Who is cleaning the room?

B: My parents are cleaning the room.

I Can Use My Grammar!

Look, number, and write.



1 A: What are you doing, Blake?
B: I 'm watching (watch) the ducks.

2 A: What are the ducks doing?
B: They are swimming (swim) and diving (dive).

3 A: What is Alex doing?
B: He is riding (ride) a bike.

4 A: Listen, who is crying loudly?
B: My sister is crying loudly!

Real-life Grammar **Write your own answer.** *Sample Answer



What is your teacher doing now?

He/She is teaching English .

Chapter 4

Review Test

A Look and circle.

1 

runing | running | ruing

2 

ridding | rideing | riding

3 

crying | cring | cryeing

4 

eateing | eatting | eating

B Read and check.

1 We ☑ are ☐ am dancing at the concert.

2 ☐ Are ☑ Is Emma hitting the ball now?

3 They ☑ aren't ☐ 'm not listening to music.

4 What are you ☐ do ☑ doing ?

C Look, circle, and write.



1 A: Who is baking bread?
(Who | What)

2 B: Dad is baking bread.
(are | is)



3 A: What are they doing?
(Who | What)

4 B: They are playing soccer.
(are | aren't)

D Read and correct.

A: 1 What am they doing now?
B: 2 Tim is studing English. 3 Kate is writting a letter.
A: 4 Who are watching TV?
B: Sam and Tina are watching TV.

1 What are they doing now?

2 Tim is studying English.

3 Kate is writing a letter.

4 Who is watching TV?